

# Clamshell Quilt Guild BOM November 2025-2026

## Solitaire



**Use 2 colors of your choice**



Color 1 One 7" x 14" strip; One 4-1/4" x 8-1/2" strip



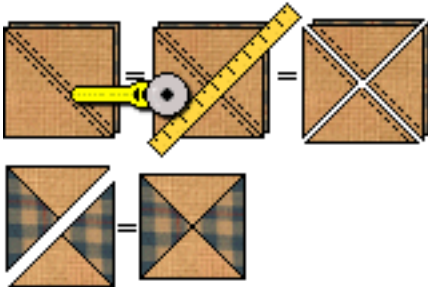
Color 2 One 3-1/2" x 14"; One 3-1/2" x 26" strip; One 4-1/4" x 8-1/2" strip

Cut color 1 7" x 14" strip into eight 3-1/2" squares

Cut color 2 3-1/2" x 14" strip into four 3-1/2 squares

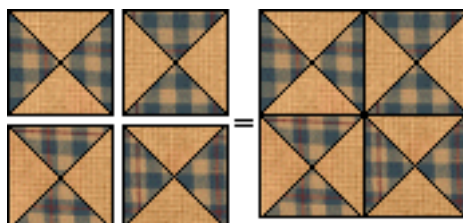
Cut color 2 3-1/2 x 26" strip into four 3-1/2" x 6-1/2" rectangles

Cut color 1 and color 2 4-1/4" x 8-1/2" strips each in half to make two 4-1/4" squares




Stack a Color 1 and Color 2 4-1/4" square right sides together and all edges aligned. On the back of the top square lightly draw in the diagonal, and stitch 1/4" away from the drawn line on each side of it. Lay a ruler across the opposite diagonal from that in which you just sewed and cut the block in half on that diagonal. Then cut apart the resulting triangles on the previously drawn lines. This will give you four pieced triangles. Sew them together using a 1/4" seam to make two of the quarter square units. These should measure 3-1/2" Repeat this with the other 4-1/4" square to make two more.

Sew them together using four Quarter Squares together using scant 1/4" seam.



Make Four Flying Geese with  $3\frac{1}{2}$ " x  $6\frac{1}{2}$ " rectangles and  $3\frac{1}{2}$  squares



Lay out all units and sew rows together

